

*The Aura Collection*

# The Aura Collection

## CRAFTSMANSHIP, INNOVATION AND BESPOKE DESIGN

At Aura, we believe an elevator is more than a means of transport—it's a statement of style, sophistication, and innovation. The Aura Collection embodies this philosophy, offering meticulously crafted cabins tailored to your unique vision. From luxurious finishes to cutting-edge features, every detail is designed to elevate not just your journey but the space around you. Step into an Aura cabin and experience the perfect harmony of form, function, and individuality.

"Luxury must be comfortable, otherwise it is not luxury."  
- Coco Chanel





# *Redefining Elegance*

[WWW.AURA-LIFTS.COM](http://WWW.AURA-LIFTS.COM)

## EXCLUSIVE CREATIONS: LUXURY IN MOTION

### THE PINNACLE OF ELEGANCE AND CRAFTSMANSHIP

Step into a world where luxury knows no bounds. The Exclusive Creations collection showcases cabins designed for those who demand nothing but the extraordinary. From opulent materials to intricate details, each cabin is a masterpiece crafted to elevate your experience. Tailored for the most discerning tastes, this collection is where design and exclusivity converge to create something truly unforgettable.





**Suspended Ceiling**

**Mirror Stainless Steel, Down light Back Wall**

**Black Mirror St. St., Mirror Brushed St. St. Side Wall**

**Black Mirror St. St., Mirror Brushed St. St. Front Wall**

**Black Mirror Stainless Steel Car Door**

**Mirror Stainless Steel Floor**

**Reserve ( Schematic of Effect Diagram) COP**


**Hairline Stainless Steel**



## ARTISAN LINE: PATTERNS OF PERFECTION

## ELEVATE SPACES WITH ETCHED BEAUTY

The Artisan Line combines the timeless beauty of stainless steel with the sophistication of etched patterns. Featuring a diverse selection of intricate designs, this collection brings artistic flair to modern cabin interiors. Each pattern tells a story, turning every lift into a moving canvas of style and refinement. Whether in residential or commercial spaces, the Artisan Line is where function meets finesse.







**Suspended Ceiling**

**Mirror St. St., Acrylic, Down Light, LED  
Light Wall**

**Hairline St. St., Mirror St. St. Etched  
Side Wall**

**Hairline St. St., Mirror St. St. Etched  
Front Wall**

**Hairline St. St., Mirror St. St. Etched  
Car Door**

**Mirror Stainless Steel Etched  
Floor**

**PVC ( Schematic of Effect Diagram)  
COP**

**Hairline Stainless Steel**



## REFLECTION LINE: TRANSPARENCY IN MOTION

### PANORAMIC VIEWS, TIMELESS APPEAL

Designed for those who appreciate the harmony of form and function, the Reflection Line features panoramic glass cabins that seamlessly integrate with their surroundings. Offering enhanced natural light and an open aesthetic, these cabins provide a unique perspective on vertical travel. Whether in modern homes or commercial settings, the Reflection Line delivers style in its simplest, most elegant form.





**Suspended Ceiling**

**Hairline Stainless Steel, Downlight  
Wall**

**Hairline Stainless Steel + Glass  
Side Wall**

**Hairline Stainless Steel  
Front Wall**

**Hairline Stainless Steel  
Car Door**

**Hairline Stainless Steel + Glass  
Floor**

**Reserve ( Schematic of Effect Diagram)  
COP**

**Hairline Stainless Steel**



## SIGNATURE LINE: THE ESSENTIALS, PERFECTED

## SIMPLICITY MEETS DURABILITY

The Signature Line represents the cornerstone of elevator design—reliable, functional, and timeless. Featuring durable hairline stainless steel finishes, these cabins are designed to meet the demands of everyday use with understated elegance. Perfect for projects that prioritize functionality without compromising on quality, the Signature Line is proof that simplicity can still make a statement.





**Suspended Ceiling**

**Hairline Stainless Steel, Downlight Wall**

**Hairline Stainless Steel + Glass Side Wall**

**Hairline Stainless Steel, Mirror Front Wall**

**Hairline Stainless Steel Car Door**

**Hairline Stainless Steel Floor**

**Reserve COP**

**Hairline Stainless Steel**



## **EXCLUSIVE CREATIONS: THE ART OF PERSONALIZED LUXURY.**

Discover a curated selection of cabins that redefine luxury, blending exceptional materials, intricate craftsmanship, and bespoke designs to create unforgettable experiences.

## **WHERE CRAFTSMANSHIP MEETS PRESTIGE**

Step into the world of Exclusive Creations—a collection that transcends functionality and embraces artistry. Designed for those who seek the extraordinary, each cabin in this line is a testament to impeccable craftsmanship and boundless customization.

From opulent materials like rose gold stainless steel to refined wood veneers, every detail is thoughtfully curated to match your unique vision. The Exclusive Creations line is more than a mode of transport—it's an extension of your style, a reflection of your space, and a celebration of timeless elegance.

# *Exclusive Creations*



# *Exclusive Creations*

OBSIDIAN VEIL





### **OBSIDIAN VEIL**


**A dramatic interplay of black stainless steel and mirror accents, this cabin redefines bold sophistication. The reflective surfaces create a dynamic depth, enhancing the space's sleek design while offering a contemporary aesthetic. Perfect for those who seek a striking yet balanced ambiance, the Obsidian Veil seamlessly blends modernity with timeless elegance, making it a standout choice for any exclusive setting.**

# *Exclusive Creations*

LINEAR LUXE







## LINEAR LUXE

**With sleek black stainless steel panels, warm wooden textures, and integrated linear lighting, Linear Luxe showcases a harmonious balance of contemporary design and natural elements. The dynamic interplay of light and texture creates a visually striking yet inviting space, ideal for those who value modern sophistication.**




# *Exclusive Creations*

TIMBER ETCH








## TIMBER ETCH


**A refined blend of natural wood veneer and intricately etched stainless steel, Timber Etch embodies understated elegance and modern craftsmanship. The delicate patterns and warm wooden accents create a serene and inviting atmosphere, perfect for those who appreciate timeless sophistication.**



# *Exclusive Creations*

GOLDEN SYMMETRY





## **GOLDEN SYMMETRY**

**Immerse yourself in a world of refined luxury with the Golden Symmetry cabin. Featuring etched stainless steel with meticulously crafted symmetrical patterns, this design embodies balance and harmony. The radiant gold tones create an opulent ambiance, reflecting light to enhance the cabin's spaciousness and warmth. Ideal for spaces that demand elegance and sophistication, Golden Symmetry delivers a timeless aesthetic that captivates and inspires with every ascent.**



# *Exclusive Creations*

GOLDEN GLOW







### **GOLDEN GLOW**

**An embodiment of luxury and refinement, this cabin features radiant golden stainless steel panels that create a luminous and inviting atmosphere. Its sleek design captures the essence of understated opulence, perfect for elevating any space with a touch of grandeur.**

# *Exclusive Creations*

AURIC VISTA





### AURIC VISTA

Step into the captivating elegance of the Auric Vista cabin, where gold mirror stainless steel panels meet rich wooden elements in perfect harmony. This design radiates warmth and sophistication, with its luminous surfaces enhancing the perception of space and light. The intricate interplay between gold and wood textures creates a timeless aesthetic, evoking a sense of grandeur and comfort. Whether for private or commercial settings, Auric Vista delivers a luxurious and inviting atmosphere that leaves a lasting impression.



*Exclusive Creations*





## WALNUT BRILLIANCE

Experience the serene elegance of Walnut Brilliance, where rich walnut wood accents blend seamlessly with sleek stainless steel surfaces. This cabin embodies the perfect harmony of nature and modernity, offering a design that is both warm and contemporary. The earthy tones of the walnut create a welcoming atmosphere, while the polished stainless steel enhances the overall aesthetic with a modern edge. Ideal for those seeking a refined yet approachable space, Walnut Brilliance redefines sophistication with its timeless appeal and thoughtful integration of materials.

# *Exclusive Creations*

CELESTIAL REFLECTION









## CELESTIAL REFLECTION

Discover the timeless allure of Celestial Reflection, where mirror stainless steel side panels create a sense of expansive depth and light. The contemporary lines of this design evoke a futuristic aesthetic, seamlessly combining elegance and innovation. The reflective surfaces amplify brightness, offering an atmosphere of clarity and sophistication. Perfect for those who value cutting-edge design with a refined touch, Celestial Reflection redefines modernity with its sleek and dynamic composition.

# *Exclusive Creations*

ROSETTE GLOW





## ROSETTE GLOW

**Rose gold stainless steel and refined design details combine to bring a unique charm to Rosette Glow. The delicate finish enhances the warmth and elegance of the cabin, creating an inviting atmosphere of sophistication. With its timeless appeal and graceful aesthetic, this design offers a seamless blend of modernity and classic allure, making every ascent a moment of understated luxury.**



## **ARTISAN LINE: A FUSION OF ETCHED ELEGANCE AND TIMELESS PATTERNS**

Where intricate craftsmanship meets the elegance of etched stainless steel, creating spaces inspired by oriental artistry and modern sophistication.

## **ARTISAN LINE: CRAFTED ELEGANCE, REDEFINED**

Step into a world where craftsmanship meets imagination. The Artisan Line celebrates the artistry of etched stainless steel, seamlessly blending intricate patterns with modern functionality. Drawing inspiration from oriental motifs and timeless geometric designs, each cabin is a masterpiece of refinement. Whether you're captivated by the allure of delicate arabesques or the precision of symmetrical etching, the Artisan Line transforms every journey into an aesthetic experience.



*Artisan Line*



## LINEAR ESSENCE

Sleek and minimalist, the Linear Essence cabin showcases the beauty of simplicity with clean etched stainless steel panels and subtle linear accents. Perfect for those who appreciate understated elegance, it balances modern sophistication with functional design, creating a space that feels open, refined, and timeless.





*Artisan Line*



## ECLIPSE STEEL

The Eclipse Steel cabin embodies modern luxury with its finely textured stainless steel finish, creating a subtle play of light and shadow that adds depth and elegance. The luminous ceiling and mirrored rear wall enhance the sense of space, while the contrasting black marble borders and clean white flooring ground the design in timeless sophistication. Designed for premium residential and commercial environments, the Eclipse Steel cabin delivers a sleek and refined experience that redefines vertical travel.





*Artisan Line*





## URBAN MINIMALIST

A clean, polished stainless steel finish that emphasizes simplicity and practicality with a contemporary flair.



# Artisan Line

[WWW.AURA-LIFTS.COM](http://WWW.AURA-LIFTS.COM)



## HORIZON STEEL

The Horizon Steel cabin presents a stunning blend of modernity and sophistication. Its smooth, linear stainless steel texture creates a refined sense of depth, while the crisp, minimalist design is highlighted by the luminous ceiling that bathes the cabin in light. The sleek control panel and polished white flooring with black marble accents provide a striking contrast, evoking a sense of elegance and timeless luxury. Designed for high-end residential and commercial spaces, the Horizon Steel cabin offers an impeccable combination of style, comfort, and innovation.





# Artisan Line

[WWW.AURA-LIFTS.COM](http://WWW.AURA-LIFTS.COM)



## PRISM STEEL

The Prism Steel cabin exudes contemporary elegance, characterized by its striking vertical stainless steel lines that create a dynamic, prismatic effect. The light dances off the textured finish, giving the cabin a sophisticated, almost sculptural feel. Complementing the design is the luminous ceiling, adding a touch of brightness, while the polished white flooring with black marble accents enhances the cabin's luxurious appeal. Ideal for both high-end residential and commercial settings, the Prism Steel cabin offers a unique fusion of style, innovation, and timeless luxury.



# *Artisan Line*





## REGAL

The Regal cabin combines refined elegance with functional design, featuring smooth stainless steel surfaces and the warmth of wooden handrails. The unique diamond-patterned marble flooring creates a striking focal point, while the luminous ceiling bathes the space in soft light, enhancing its openness. The clean, minimalistic design offers both luxury and practicality, making the Regal Line ideal for high-end residential or commercial spaces. A true blend of sophistication and durability in every detail.






# *Artisan Line*

WWW.AURA-LIFTS.COM





## LUXE FLOW

The Luxe Flow cabin is a stunning blend of intricate design and modern luxury. The etched stainless steel walls feature flowing, organic patterns that create a dynamic, almost fluid effect, enhancing the sense of movement within the space. The spacious, bright interior is illuminated by a luminous ceiling, while the elegant diamond-patterned marble flooring adds a touch of sophistication. With its harmonious balance of detailed artistry and sleek design, the Luxe Flow cabin is perfect for high-end residential and commercial spaces where both beauty and functionality are paramount.





# *Artisan Line*

WWW.AURA-LIFTS.COM



### PATTERNED SILVER

The Patterned Silver cabin features a sophisticated, repetitive motif etched into the stainless steel, creating a visually dynamic yet refined atmosphere. The sleek marble flooring and clean design offer a balance of modernity and elegance, making it perfect for high-end residential or commercial spaces.



# Artisan Line





### GRID LUXE

The Grid Luxe cabin features a distinctive grid-patterned ceiling that creates a bold visual statement, complemented by sleek stainless steel walls. The simple yet sophisticated design is highlighted by polished marble flooring with black marble accents, enhancing the cabin's modern elegance. Perfect for upscale residential and commercial environments, the Grid Luxe offers a refined and contemporary experience in vertical transportation.



# *Artisan Line*

## **REFLECTION LINE: EXPERIENCE ELEVATION LIKE NEVER BEFORE**

The Reflection Line panoramic cabins offer breathtaking views, blending luxury, design, and cutting-edge technology for an unparalleled vertical journey.

## **THE PERFECT BALANCE OF FORM AND FUNCTION**

The Reflection Line panoramic cabins bring a new dimension to vertical transportation. Crafted with the finest materials and designed to offer unobstructed views, these cabins seamlessly integrate into your space, offering a smooth, luxurious ride. Perfect for environments where design and efficiency are paramount, the Reflection Line elevates the building's character and provides occupants with a truly unique experience.



# *Reflection Line*

[WWW.AURA-LIFTS.COM](http://WWW.AURA-LIFTS.COM)



# Reflection Line

CLEARVIEW





## CLEARVIEW

The Clearview cabin combines sleek stainless steel with expansive glass elements, offering a bright and modern vertical travel experience. With its glass doors framed in stainless steel and a clear glass back wall, the cabin provides an open, airy feel while maintaining a refined, minimalist design. The clean lines and polished marble flooring with black marble accents complete the look, making it a perfect choice for modern residential or commercial spaces that value both transparency and sophistication.



# *Reflection Line*

PANORAMA





## PANORAMA

The Panorama cabin redefines the vertical travel experience with its fully glass-enclosed design, offering an unobstructed view from all sides. The stainless steel framing accents the spacious and open feel, while the polished marble flooring adds a touch of elegance. Ideal for modern, high-end residential or commercial spaces, the Panorama cabin creates an inviting atmosphere with its seamless combination of transparency, light, and sophisticated style.




# *Deflection Line*

GOLDEN MIRAGE








## **GOLDEN MIRAGE**


**The Golden Mirage cabin radiates opulence with its elegant blend of mirrored and etched golden stainless steel. The stunning glass doors with golden mirror frames create a bold, reflective statement, while the mirrored back wall amplifies the sense of space and luxury. The etched gold stainless steel sides add a refined texture, making the cabin shine with sophistication. Finished with sleek marble flooring, the Golden Mirage cabin is perfect for high-end environments where every detail is crafted to impress.**

# Deflection Line

AURA  
*Luxury in Motion*







### AURUM ELEGANCE

The Golden Mirage cabin radiates opulence with its elegant blend of mirrored and etched golden stainless steel. The stunning glass doors with golden mirror frames create a bold, reflective statement, while the mirrored back wall amplifies the sense of space and luxury. The etched gold stainless steel sides add a refined texture, making the cabin shine with sophistication. Finished with sleek marble flooring, the Golden Mirage cabin is perfect for high-end environments where every detail is crafted to impress.



## **SIGNATURE LINE: EXPERIENCE TIMELESS DESIGN**

Crafted for those who demand excellence, Aura's Signature Line redefines elegance and functionality in modern elevator design.

## **THE PINNACLE OF CRAFTSMANSHIP AND INNOVATION**

Aura's Signature Line represents the perfect harmony of artistry and technology. Designed for contemporary spaces, these cabins embody sophistication, offering unparalleled aesthetics and performance. Each design in this collection is crafted to meet the diverse tastes of our discerning customers, ensuring a seamless blend of luxury and functionality.

*Signature Line*



## **MIDNIGHT ELEGANCE**

**Featuring a sleek black mirror finish, this cabin exudes sophistication, creating a modern, luxurious atmosphere.**





# Signature Line



## **GOLDEN RADIANCE**

**With its warm, reflective gold tones, this design adds a touch of opulence and grandeur to any setting.**



# Signature Line





## URBAN MINIMALIST

**A clean, polished stainless steel finish that emphasizes simplicity and practicality with a contemporary flair.**



# *Signature Line*

WWW.AURA-LIFTS.COM



## LINEAR GRACE


**Etched patterns on stainless steel bring texture and style, highlighting exceptional craftsmanship.**

LINEAR GRACE





# *Signature Line*



## TIMELESS REFLECTION

The mirrored inox finish is a versatile classic, enhancing brightness and creating an airy, spacious feel.



# Signature Line





## MODERN CLASSIC

**Combining wood and steel, this design balances traditional warmth with modern sleekness, ideal for versatile interiors.**



# *Signature Line*

WWW.AURA-LIFTS.COM



VISIT OUR  
WEBSITE

*Redefining Elegance*

**CALL US FOR INQUIRIES  
AND PARTNERSHIPS**

info@aura-lifts.com  
www.aura-lifts.com